



GSO 11270 KME Custom Top Mount Pumper

Specifications

- 100" KME Predator™ Panther MFD 4-Man Cab with 10" Raised Roof
- 20" Front Bumper Extension with Center Storage Well for 150' of 1-3/4" Hose

Drivetrain

- Cummins L9 450 HP Engine
- Allison 3000 EVS Transmission
- 20,000# Front Axle/ 27,000# Rear Axle
- Steertek Front Suspension
- Hendrickson FireMaxx Rear Suspension

Pump & Plumbing

- Waterous CSU-C20 - 1750 GPM Single Stage Pump
- Foam Ready
- 980 Gallon UPF Poly Water Tank with 20 Gallon Foam Cell
- Water Tank Rear Dump— Future Provisions

Cab/Body

- 162" Wide Body Constructed of 3/16" Aluminum
- Top Mount Walkway—20" Wide
- 94" Wide Hose Bed
- Full Height Full Depth Driver' Side Compartments
- Full Height Split Depth Officer's Side Compartments
- ROM Roll-up Doors, Brushed Finish
- Fender Storage Compartments for Eleven (11) SCBA Cylinders or Fire Extinguishers
- Side of Water Tank Ladder Storage on Officer's Side of Body

Dimensions

- Overall Height: 111-1/2"
- Overall Length: 402"
- Wheelbase: 215"

Electrical

- Class 1-ES-Key Management System w/ UltraView 450 4.3" Display
- AXIS Monitoring System
- Leece Neville 350 Amp Alternator
- Six Exide Batteries
- ProMariner 40 Amp Battery Charger
- Federal Signal Rear Vision Camera System
- Whelen C Series LED NFPA Warning Light Package
- FireTech HiViz LED Surface Mounted Scene Lights
- FireTech HiViz LED Brow Light
- Federal Signal Q2B Pedestal Mounted on Driver's Side of Front Bumper

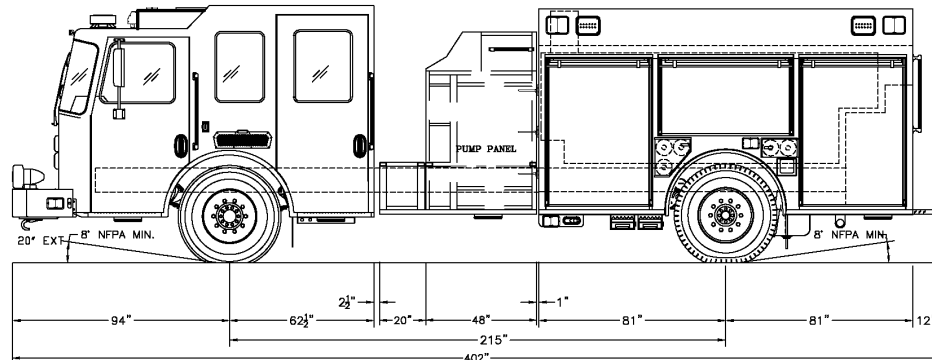

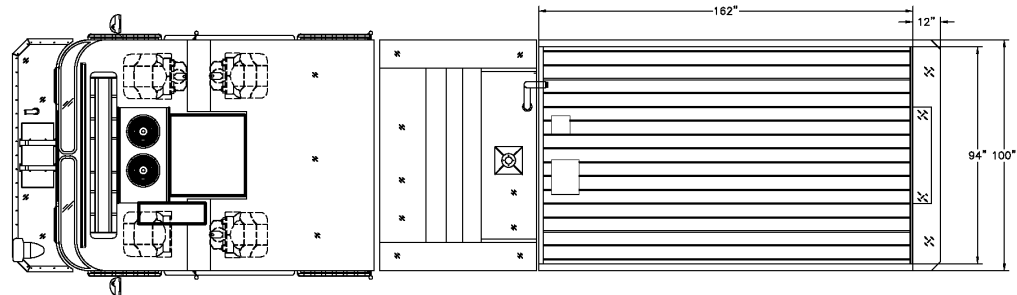
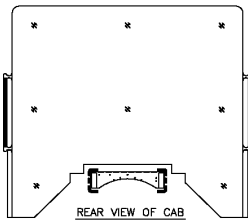
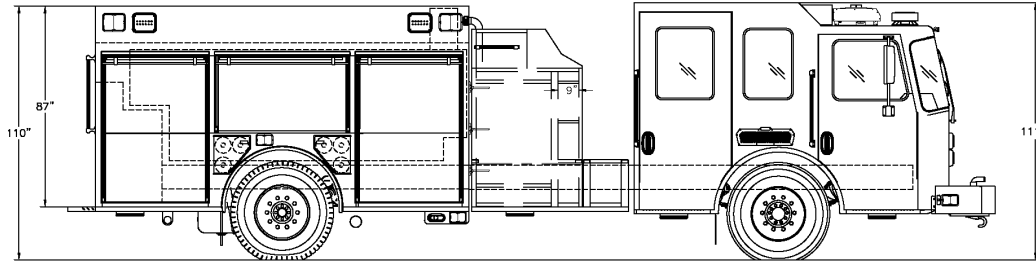
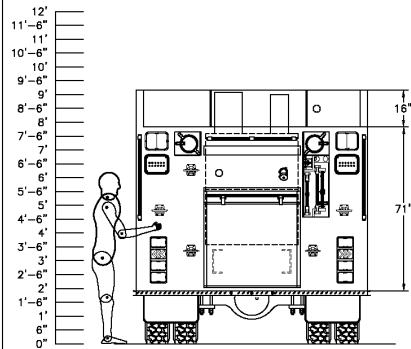


SAFE INDUSTRIES

5031 HWY 153 Easley, SC 29642

For More Information Call 864-845-7175

www.safeindustries.com



CAB: 100"W KME PANTHER MFD 10" RR ALUM
 ENGINE & TRANS: CUMMINS L9 450 HP/ALLISON 3000 EVS
 AXLES: 20,000# STEERTEK FRONT/27,000# REAR
 PUMP: WATEROUS CSU-C20-1,750 GPM SINGLE STAGE
 WATER TANK: 980 GALLONS POLY W/20 FOAM
 BODY TYPE: 162" CHALLENGER WB 3/16" ALUMINUM
 FOAM SYSTEM:

THIS DRAWING IS A GENERAL
 CONFIGURATION AND MAY NOT
 NECESSARILY REFLECT ALL
 CONTRACTUAL REQUIREMENTS.
 CONTRACT SPECIFICATIONS SHALL
 PREVAIL OVER DRAWING.

CUSTOMER APPROVAL:

NAME: _____
 TITLE: _____
 DATE: _____

SYM	DATE	REVISION DESCRIPTION	APP'D
SALES ENGINEER : TBD			

DIMENSIONS ARE APPROXIMATE & MAY VARY DUE TO BUILD ADJUSTMENTS

SCALE	DWG SIZE	DRAWN BY	DATE
NONE	B	JIM	9-18-19
APPROVED BY _____			
KME CUSTOM PUMPER			
SAFE INDUSTRIES, SC			
QUOTE# 4327			

